























**LARGE** formats



*Large format porcelain tiles are increasingly used in the construction of modern interiors. They are suitable for both interior and exteriors and can be placed on wall and floors. Large format rectified porcelain tiles have been precisely ground and machined to give them straight edges and exact dimensions. These tiles provide a perfect look, and allow for extremely fine grout lines. Rectified tiles can be used to create a very clean, even and symmetrical look.*



			
<b>STONEHENGE</b> p.6	<b>CENTURY</b> p.10	<b>STONELINE</b> p.12	<b>CORTINA</b> p.18
			
<b>EVOQUE</b> p.20	<b>DISTRICT</b> p.24	<b>SUBWAY</b> p.26	<b>OASIS</b> p.28
			
<b>TIROL</b> p.30	<b>SPACE</b> p.32	<b>CHATEAU</b> p.34	<b>QUARRY</b> p.36
			
<b>OROCHIARO</b> p.38	<b>OROBIANCO</b> p.40	<b>MYKONOS</b> p.42	<b>ARABESQUE</b> p.44
			
<b>CAVATINO</b> p.46	<b>MERONA</b> p.48	<b>TRIESTE</b> p.50	<b>MERLETTO</b> p.52

Model	Size / cm	Pages
<b>Stone line</b>		
<b>Stonehenge</b>	60x120 R / 60x60 R / 30x60 R	6
<b>Century</b>	60x120 R / 60x60 R / 30x60 R	10
<b>Stoneline</b>	60x120 R / 60x60 R / 30x60 R	12
<b>Cortina</b>	60x120 R	18
<b>Cement line</b>		
<b>Evoque</b>	60x120 R / 60x60 R / 30x60 R	20
<b>District</b>	60x120 R / 60x60 R / 30x60 R	24
<b>Subway</b>	60x120 R / 60x60 R / 30x60 R	26
<b>Oasis</b>	60x120 R / 60x60 R / 30x60 R	28
<b>Tirol</b>	60x120 R / 60x60 R / 60x60	30
<b>Space</b>	60x120 R / 60x60 R / 60x60	32
<b>Wood line</b>		
<b>Chateau</b>	60x120 R	34
<b>Marble line</b>		
<b>Quarry</b>	60x120 R / 60x60 R / 30x60 R	36
<b>Orochiaro</b>	60x120 R / 60x60 R / 30x60 R	38
<b>Orobianco</b>	60x120 R / 60x60 R / 30x60 R	40
<b>Mykonos</b>	60x120 R / 60x60 / 30x60	42
<b>Arabesque</b>	60x120 R / 60x60 R / 30x60 R	44
<b>Cavatino</b>	60x120 R / 60x60 R / 30x60 R	46
<b>Merona</b>	60x120 R / 60x60 R / 30x60 R	48
<b>Trieste</b>	60x120 R / 60x60 / 30x60 R	50
<b>Merletto</b>	60x120 R / 60x60 R / 30x60 R	52
<b>Product pictures</b>		54
<b>Technical details &amp; Legend</b>		76



**6172 Stonehenge beige** Matt  
60 x 60 R Rectified porcelain tile  
**6176 Stonehenge Structured beige** Matt  
60 x 60 R Rectified porcelain tile



**6111 Stonehenge beige** Matt  
60 x 120 R Rectified porcelain tile  
**6115 Stonehenge Structured beige** Matt  
60 x 120 R Rectified porcelain tile



**6171 Stonehenge light beige** Matt  
60 x 60 R Rectified porcelain tile  
**6175 Stonehenge Structured light beige** Matt  
60 x 60 R Rectified porcelain tile



**6112 Stonehenge light beige** Matt  
60 x 120 R Rectified porcelain tile  
**6116 Stonehenge Structured light beige** Matt  
60 x 120 R Rectified porcelain tile



**6119 Stonehenge beige** Matt  
30 x 60 R Rectified porcelain tile



**6120 Stonehenge light beige** Matt  
30 x 60 R Rectified porcelain tile



**6139 Stonehenge decor beige** Matt  
60 x 60 R Rectified porcelain tile

Size cm	Type	pc.	m <sup>2</sup>	pc.	m <sup>2</sup>	kg
60x120 R	porcelain	2	1.44	36	51.84	1100
60x60 R	porcelain	3	1.08	40	43.20	888
30x60 R	porcelain	8	1.44	36	51.84	1073






STONEHENGE grey



**6174 Stonehenge grey** Matt  
60 x 60 R Rectified porcelain tile  
**6178 Stonehenge Structured grey** Matt  
60 x 60 R Rectified porcelain tile



**6113 Stonehenge grey** Matt  
60 x 120 R Rectified porcelain tile  
**6117 Stonehenge Structured grey** Matt  
60 x 120 R Rectified porcelain tile



**6173 Stonehenge light grey** Matt  
60 x 60 R Rectified porcelain tile  
**6177 Stonehenge Structured light grey** Matt  
60 x 60 R Rectified porcelain tile



**6122 Stonehenge light grey** Matt  
30 x 60 R Rectified porcelain tile



**6114 Stonehenge light grey** Matt  
60 x 120 R Rectified porcelain tile  
**6118 Stonehenge Structured light grey** Matt  
60 x 120 R Rectified porcelain tile




**6140 Stonehenge decor grey** Matt  
60 x 60 R Rectified porcelain tile



Size cm	Type	pc.	m <sup>2</sup>	pc.	m <sup>2</sup>	kg
60x120 R	porcelain	2	1.44	36	51.84	1100
60x60 R	porcelain	3	1.08	40	43.20	888
30x60 R	porcelain	8	1.44	36	51.84	1073






**6153 Century natural** Matt  
60 x 120 R Rectified porcelain tile



**6154 Century taupe** Matt  
60 x 120 R Rectified porcelain tile



**6168 Century natural** Matt  
60 x 60 R Rectified porcelain tile



**6169 Century taupe** Matt  
60 x 60 R Rectified porcelain tile



**6192 Century natural** Matt  
30 x 60 R Rectified porcelain tile



**6193 Century taupe** Matt  
30 x 60 R Rectified porcelain tile

Size cm	Type	pc.	m <sup>2</sup>	pc.	m <sup>2</sup>	kg
60x120 R	porcelain	2	1.44	36	51.84	1080
60x60 R	porcelain	3	1.08	40	43.20	888
30x60 R	porcelain	8	1.44	36	51.84	1073







**9916 Stoneline natural** Matt  
60x120 R Rectified porcelain tile



**9921 Stoneline beige** Matt  
60x120 R Rectified porcelain tile



**9922 Stoneline brown** Matt  
60x120 R Rectified porcelain tile



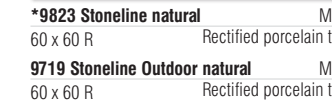
**\*9823 Stoneline natural** Matt  
60 x 60 R Rectified porcelain tile



**\*9824 Stoneline beige** Matt  
60 x 60 R Rectified porcelain tile



**\*9825 Stoneline brown** Matt  
60 x 60 R Rectified porcelain tile



**9719 Stoneline Outdoor natural** Matt  
60 x 60 R Rectified porcelain tile



**9720 Stoneline Outdoor beige** Matt  
60 x 60 R Rectified porcelain tile



**\*9845 Stoneline natural** Matt  
30 x 60 R Rectified porcelain tile



**\*9846 Stoneline beige** Matt  
30 x 60 R Rectified porcelain tile



**\*9847 Stoneline brown** Matt  
30 x 60 R Rectified porcelain tile



**9840 Stoneline Outdoor natural** Matt  
30 x 60 R Rectified porcelain tile



**9839 Stoneline Outdoor beige** Matt  
30 x 60 R Rectified porcelain tile

Size cm	Type	pc.	m <sup>2</sup>	pc.	m <sup>2</sup>	kg
60x120 R	porcelain	2	1.44	36	51.84	1100
60x60 R	porcelain	3	1.08	40	43.20	888
30x60 R	porcelain	8	1.44	36	51.84	1073



STONELINE beige

\*For size 30x60 & 60x60 (w/o outdoor) 30x60R & 60x60R the design is printed in light structure

Matt





STONELINE anthracite



**9917 Stoneline light grey** Matt  
60x120 R Rectified porcelain tile



**9918 Stoneline grey** Matt  
60x120 R Rectified porcelain tile



**9919 Stoneline anthracite** Matt  
60x120 R Rectified porcelain tile



**\*9821 Stoneline light grey** Matt  
60 x 60 R Rectified porcelain tile




**\*9822 Stoneline grey** Matt  
60 x 60 R Rectified porcelain tile



**\*9804 Stoneline anthracite** Matt  
60 x 60 R Rectified porcelain tile

**9717 Stoneline Outdoor light grey** Matt  
60 x 60 R Rectified porcelain tile

**9718 Stoneline Outdoor grey** Matt  
60 x 60 R Rectified porcelain tile



**\*9843 Stoneline light grey** Matt  
30 x 60 R Rectified porcelain tile



**\*9844 Stoneline grey** Matt  
30 x 60 R Rectified porcelain tile



**\*9806 Stoneline anthracite** Matt  
30 x 60 R Rectified porcelain tile

**9841 Stoneline Outdoor light grey** Matt  
30 x 60 R Rectified porcelain tile

**9842 Stoneline Outdoor grey** Matt  
30 x 60 R Rectified porcelain tile

Size cm	Type	pc.	m <sup>2</sup>	pc.	m <sup>2</sup>	kg
60x120 R	porcelain	2	1.44	36	51.84	1100
60x60 R	porcelain	3	1.08	40	43.20	888
30x60 R	porcelain	8	1.44	36	51.84	1073




\*For size 30x60 & 60x60 (w/o outdoor) 30x60R & 60x60R the design is printed in light structure





STONELINE beige & Panel beige

\*Water Jet panels are available upon request



**2972 Stoneline beige panel** Matt  
120x120 R Rectified porcelain tile




**2973 Stoneline grey panel** Matt  
120x120 R Rectified porcelain tile

Size cm	Type	pc.	m <sup>2</sup>	pc.	m <sup>2</sup>	kg
120x120 R	porcelain	1 K-T	-	5	-	-




STONELINE light grey & Mosaic grey mix

## Stone design




**2968 Stoneline mosaic** 30 x 30 Matt  
**2969 Stoneline mosaic** 30 x 30 Matt



**2964 Stoneline mosaic** 30 x 30 Matt  
**2971 Stoneline mosaic** 30 x 30 Matt



**2967 Stoneline mosaic** 30 x 30 Matt  
**2965 Stoneline mosaic** 30 x 30 Matt



**2966 Stoneline mosaic** 30 x 30 Matt  
**2970 Stoneline mosaic** 30 x 30 Matt



**2927 Step Stoneline natural** Matt  
29.5x119.5 R Rectified porcelain tile



**2957 Step Stoneline natural** Matt  
30 x 60 R Rectified porcelain tile



**2948 Step Precut Stoneline natural** Matt  
29.5x119.5 R Rectified porcelain tile



**2952 Step Precut Stoneline natural** Matt  
30 x 60 R Rectified porcelain tile



**2928 Step Riser Stoneline natural** Matt  
17x120 R Rectified porcelain tile



**2963 Border Stoneline natural** Matt  
8 x 60 R Rectified porcelain tile

\*All colors available upon request

color size cm	Type	Natural	Beige	Brown	Light grey	Grey	Anthracite
29.5x119.5 R	Step Step precut	2927 2948	2932 2946	2933 2947	2944 2949	2934 2950	2931 2945
30x60 R	Step Step precut	2957 2952	2955 2951	2956 2936	2958 2953	2959 2937	2954 2938
17x120 R	Step riser	2928					
8x60 R	Border	2963	2961	2939	2962	2940	2941

Size cm	Type	pc.	m <sup>2</sup>	pc.	m <sup>2</sup>	kg
29.5x119.5 R	porcelain	3	-	48	-	-
30x60 R	porcelain	8	-	36	-	-
30x30	porcelain	12	-	36	-	-
17x120 R	porcelain	4	-	32	-	-
8x60 R	porcelain	24	-	40	-	-






CORTINA white



9935 Cortina white  
60x120 R

Matt  
Rectified porcelain tile




9936 Cortina grey  
60x120 R

Matt  
Rectified porcelain tile



Size cm	Type	pc.	m <sup>2</sup>	pc.	m <sup>2</sup>	kg
60x120 R	porcelain	2	1.44	36	51.84	1100





**6127 Evoque beige** Matt  
60x120 R Rectified porcelain tile



**6125 Evoque natural** Matt  
60x120 R Rectified porcelain tile



**6137 Evoque decor beige** Matt  
60 x 60 R Rectified porcelain tile



**6157 Evoque beige** Matt  
60 x 60 R Rectified porcelain tile








**6155 Evoque natural** Matt  
60 x 60 R Rectified porcelain tile



**6181 Evoque beige** Matt  
30 x 60 R Rectified porcelain tile



**6179 Evoque natural** Matt  
30 x 60 R Rectified porcelain tile

Size cm	Type	pc. 	m <sup>2</sup> 	pc. 	m <sup>2</sup> 	kg 
60x120 R	porcelain	2	1.44	36	51.84	1100
60x60 R	porcelain	3	1.08	40	43.20	888
30x60 R	porcelain	8	1.44	36	51.84	1073







EVOQUE grey



**6128 Evoque grey** Matt  
60x120 R Rectified porcelain tile



**6126 Evoque light grey** Matt  
60x120 R Rectified porcelain tile




**6138 Evoque decor grey** Matt  
60 x 60 R Rectified porcelain tile




**6158 Evoque grey** Matt  
60 x 60 R Rectified porcelain tile



**6156 Evoque light grey** Matt  
60 x 60 R Rectified porcelain tile



**6182 Evoque grey** Matt  
30 x 60 R Rectified porcelain tile



**6180 Evoque light grey** Matt  
30 x 60 R Rectified porcelain tile



Size cm	Type	pc.	m <sup>2</sup>	pc.	m <sup>2</sup>	kg
60x120 R	porcelain	2	1.44	36	51.84	1100
60x60 R	porcelain	3	1.08	40	43.20	888
30x60 R	porcelain	8	1.44	36	51.84	1073





**6151 District grey colored body** Matt  
60x120 R Rectified porcelain tile



**6150 District beige colored body** Matt  
60x120 R Rectified porcelain tile




**6167 District grey colored body** Matt  
60 x 60 R Rectified porcelain tile








**6166 District beige colored body** Matt  
60 x 60 R Rectified porcelain tile



**6191 District grey colored body** Matt  
30 x 60 R Rectified porcelain tile



**6190 District beige colored body** Matt  
30 x 60 R Rectified porcelain tile

Size cm	Type	pc. 	m <sup>2</sup> 	pc. 	m <sup>2</sup> 	kg 
60x120 R	porcelain	2	1.44	36	51.84	1100
60x60 R	porcelain	3	1.08	40	43.20	888
30x60 R	porcelain	8	1.44	36	51.84	1073







SUBWAY light grey & taupe



**9923 Subway light grey** Matt  
60 x 120 R Rectified porcelain tile



**9924 Subway grey** Matt  
60 x 120 R Rectified porcelain tile



**9925 Subway taupe** Matt  
60 x 120 R Rectified porcelain tile



**\*9836 Subway print grey** Matt  
60 x 60 R Rectified porcelain tile



**\*9833 Subway light grey** Matt  
60 x 60 R Rectified porcelain tile



**\*9834 Subway grey** Matt  
60 x 60 R Rectified porcelain tile



**\*9835 Subway taupe** Matt  
60 x 60 R Rectified porcelain tile




**6136 Subway decor Art grey** Matt  
30 x 60 R Rectified porcelain tile



**\*9784 Subway light grey** Matt  
30 x 60 R Rectified porcelain tile



**\*9785 Subway grey** Matt  
30 x 60 R Rectified porcelain tile



**\*9786 Subway taupe** Matt  
30 x 60 R Rectified porcelain tile

Size cm	Type	pc.	m <sup>2</sup>	pc.	m <sup>2</sup>	kg
60x120 R	porcelain	2	1.44	36	51.84	1100
60x60 R	porcelain	3	1.08	40	43.20	888
30x60 R	porcelain	8	1.44	36	51.84	1073







**9951 Oasis grey** Matt  
60 x 60 R Rectified porcelain tile



**6017 Oasis grey** Matt  
30 x 60 R Rectified porcelain tile



**9929 Oasis grey** Matt  
60x120 R Rectified porcelain tile



Size cm	Type	pc.	m <sup>2</sup>	pc.	m <sup>2</sup>	kg
60x120 R	porcelain	2	1.44	36	51.84	1110
60x60 R	porcelain	3	1.08	40	43.20	888
30x60 R	porcelain	8	1.44	36	51.84	1073





TIROL grey



**9928 Tirol grey** Matt  
60x120 R Rectified porcelain tile



**9668 Tirol grey** Matt  
60 x 60 R Rectified porcelain tile

**9070 Tirol grey** Matt  
60 x 60 Porcelain tile




Size cm	Type	pc.	m <sup>2</sup>	pc.	m <sup>2</sup>	kg
60x120 R	porcelain	2	1.44	36	51.84	1100
60x60 R	porcelain	3	1.08	40	43.20	850
60x60	porcelain	3	1.08	40	43.20	860





Space grey



**9926 Space beige** Matt  
60x120 R Rectified porcelain tile



**9927 Space grey** Matt  
60x120 R Rectified porcelain tile



**6084 Space beige** Matt  
60 x 60 R Rectified porcelain tile



**6085 Space grey** Matt  
60 x 60 R Rectified porcelain tile

**9413 Space beige** Matt  
60 x 60 Porcelain tile

**9492 Space grey** Matt  
60 x 60 Porcelain tile



Size cm	Type	pc.	m <sup>2</sup>	pc.	m <sup>2</sup>	kg
60x120 R	porcelain	2	1.44	36	51.84	1100
60x60 R	porcelain	3	1.08	40	43.20	893
60x60	porcelain	3	1.08	40	43.20	893





CHATEAU beige and decor



**6129 Chateau natural**  
60x120 R

Matt  
Rectified porcelain tile



**6134 Chateau decor natural**  
60x120 R

Matt  
Rectified porcelain tile



**6130 Chateau beige**  
60x120 R

Matt  
Rectified porcelain tile




**6132 Chateau decor beige**  
60x120 R

Matt  
Rectified porcelain tile



**6131 Chateau brown**  
60x120 R

Matt  
Rectified porcelain tile



**6133 Chateau decor brown**  
60x120 R

Matt  
Rectified porcelain tile




Size cm	Type	pc.	m <sup>2</sup>	pc.	m <sup>2</sup>	kg
60x120 R	porcelain	2	1.44	36	51.84	1100





QUARRY white



**6160 Quarry white** Matt  
60 x 60 R Rectified porcelain tile



**6144 Quarry white** Matt  
60x120 R Rectified porcelain tile



**6184 Quarry white** Matt  
30 x 60 R Rectified porcelain tile

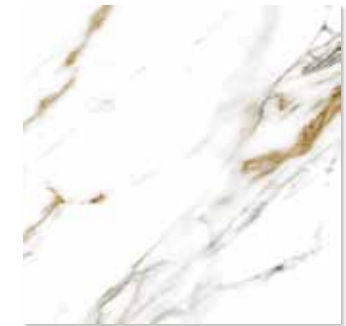


**6144 Quarry white** Matt  
60x120 R Rectified porcelain tile



Size cm	Type	pc.	m <sup>2</sup>	pc.	m <sup>2</sup>	kg
60x120 R	porcelain	2	1.44	36	51.84	1065
60x60 R	porcelain	3	1.08	40	43.20	888
30x60 R	porcelain	8	1.44	36	51.84	1073





**6161 Orochiaro white** Matt  
60 x 60 R Rectified porcelain tile



**6145 Orochiaro white** Matt  
60x120 R Rectified porcelain tile



**6185 Orochiaro white** Matt  
30 x 60 R Rectified porcelain tile



**3202 Orochiaro mosaic** Matt  
30 x 30



Size cm	Type	pc.	m <sup>2</sup>	pc.	m <sup>2</sup>	kg
60x120 R	porcelain	2	1.44	36	51.84	1070
60x60 R	porcelain	3	1.08	40	43.20	888
30x60 R	porcelain	8	1.44	36	51.84	1073
30x30	porcelain	12	-	36	-	-





**6162 Orobianco white** Matt  
60 x 60 R Rectified porcelain tile



**6170 Orobianco white** Matt  
60x120 R Rectified porcelain tile



**6186 Orobianco white** Matt  
30 x 60 R Rectified porcelain tile



Size cm	Type	pc.	m <sup>2</sup>	pc.	m <sup>2</sup>	kg
60x120 R	porcelain	2	1.44	36	51.84	1100
60x60 R	porcelain	3	1.08	40	43.20	888
30x60 R	porcelain	8	1.44	36	51.84	1073





MYKONOS white



9550 Mykonos white  
60 x 60

Matt  
Porcelain tile



9549 Mykonos white  
30 x 60

Matt  
Porcelain tile



9931 Mykonos white  
60x120 R

Matt  
Rectified porcelain tile



Size cm	Type	pc.	m <sup>2</sup>	pc.	m <sup>2</sup>	kg
60x120 R	porcelain	2	1.44	36	51.84	1100
60x60	porcelain	3	1.08	40	43.20	815
30x60	porcelain	8	1.44	36	51.84	1073



# Arabesque

60 x 120 R / 60 x 60 R / 30 x 60 R

Marble design



**6159 Arabesque white** Matt  
60 x 60 R Rectified porcelain tile



**6183 Arabesque white** Matt  
30 x 60 R Rectified porcelain tile



**6143 Arabesque white** Matt  
60x120 R Rectified porcelain tile



Size cm	Type	pc.	m <sup>2</sup>	pc.	m <sup>2</sup>	kg
60x120 R	porcelain	2	1.44	36	51.84	1080
60x60 R	porcelain	3	1.08	40	43.20	888
30x60 R	porcelain	8	1.44	36	51.84	1073

ARABESQUE white





**6164 Cavatino grey** Matt  
60 x 60 R Rectified porcelain tile



**6147 Cavatino grey** Matt  
60x120 R Rectified porcelain tile



**6188 Cavatino grey** Matt  
30 x 60 R Rectified porcelain tile



Size cm	Type	pc.	m <sup>2</sup>	pc.	m <sup>2</sup>	kg
60x120 R	porcelain	2	1.44	36	51.84	1100
60x60 R	porcelain	3	1.08	40	43.20	888
30x60 R	porcelain	8	1.44	36	51.84	1073





**6163 Merona beige** Matt  
60 x 60 R Rectified porcelain tile



**6187 Merona beige** Matt  
30 x 60 R Rectified porcelain tile



**6146 Merona beige** Matt  
60x120 R Rectified porcelain tile



Size cm	Type	pc.	m <sup>2</sup>	pc.	m <sup>2</sup>	kg
60x120 R	porcelain	2	1.44	36	51.84	1080
60x60 R	porcelain	3	1.08	40	43.20	888
30x60 R	porcelain	8	1.44	36	51.84	1073





**9498 Trieste cream** Matt  
60 x 60 Porcelain tile



**9972 Trieste cream** Matt  
30 x 60 R Rectified porcelain tile



**9930 Trieste cream** Matt  
60x120 R Rectified porcelain tile



Size cm	Type	pc.	m <sup>2</sup>	pc.	m <sup>2</sup>	kg
60x120 R	porcelain	2	1.44	36	51.84	1100
60x60	porcelain	3	1.08	40	43.20	815
30x60 R	porcelain	8	1.44	36	51.84	1073





**6165 Merletto black** Matt  
60 x 60 R Rectified porcelain tile



**6189 Merletto black** Matt  
30 x 60 R Rectified porcelain tile



**6148 Merletto black** Matt  
60x120 R Rectified porcelain tile



Size cm	Type	pc.	m <sup>2</sup>	pc.	m <sup>2</sup>	kg
60x120 R	porcelain	2	1.44	36	51.84	1100
60x60 R	porcelain	3	1.08	40	43.20	888
30x60 R	porcelain	8	1.44	36	51.84	1073



# Stone design

60 x 120 R / 60 x 60 R / 30 x 60 R

## Stonehenge



6112 Stonehenge light beige 60x120 R  
6171 Stonehenge light beige 60 x 60 R  
6120 Stonehenge light beige 30 x 60 R

6111 Stonehenge beige 60x120 R  
6172 Stonehenge beige 60 x 60 R  
6119 Stonehenge beige 30 x 60 R

6139 Stonehenge decor beige 60 x 60 R

6114 Stonehenge light grey 60x120 R  
6173 Stonehenge light grey 60 x 60 R  
6122 Stonehenge light grey 30 x 60 R

6113 Stonehenge grey 60x120 R  
6174 Stonehenge grey 60 x 60 R  
6121 Stonehenge grey 30 x 60 R

6140 Stonehenge decor grey 60 x 60 R



# Stone design

60 x 120 R / 60 x 60 R / 30 x 60 R





## Century



6153 Century natural 60x120 R  
6168 Century natural 60 x 60 R  
6192 Century natural 30 x 60 R

6154 Century taupe 60x120 R  
6169 Century taupe 60 x 60 R  
6193 Century taupe 30 x 60 R

## Cortina



9935 Cortina white 60x120 R  
Matt  
Rectified porcelain tile

9936 Cortina grey 60x120 R  
Matt  
Rectified porcelain tile



## Stoneline



9916 Stoneline natural	60x120 R
*9823 Stoneline natural	60 x 60 R
9719 Stoneline Outdoor natural	60 x 60 R
*9845 Stoneline natural	30 x 60 R
9840 Stoneline Outdoor natural	30 x 60 R

9921 Stoneline beige	60x120 R
*9824 Stoneline beige	60 x 60 R
9720 Stoneline Outdoor beige	60 x 60 R
*9846 Stoneline beige	30 x 60 R
9839 Stoneline Outdoor beige	30 x 60 R

9922 Stoneline brown	60x120 R
*9825 Stoneline brown	60 x 60 R
*9847 Stoneline brown	30 x 60 R



## Stoneline



9917 Stoneline light grey	60x120 R
*9821 Stoneline light grey	60 x 60 R
9717 Stoneline Outdoor light grey	60 x 60 R
*9843 Stoneline light grey	30 x 60 R
9841 Stoneline Outdoor light grey	30 x 60 R

9918 Stoneline grey	60x120 R
*9822 Stoneline grey	60 x 60 R
9718 Stoneline Outdoor grey	60 x 60 R
*9844 Stoneline grey	30 x 60 R
9842 Stoneline Outdoor grey	30 x 60 R

9919 Stoneline anthracite	60x120 R
*9804 Stoneline anthracite	60 x 60 R
*9806 Stoneline anthracite	30 x 60 R



# Cement design

60 x 120 R / 60 x 60 R / 30 x 60 R

## Evoque



6125 Evoque natural 60x120 R  
6155 Evoque natural 60 x 60 R  
6179 Evoque natural 30 x 60 R

6127 Evoque beige 60x120 R  
6157 Evoque beige 60 x 60 R  
6181 Evoque beige 30 x 60 R

6137 Evoque decor beige 60 x 60 R

6126 Evoque light grey 60x120 R  
6156 Evoque light grey 60 x 60 R  
6180 Evoque light grey 30 x 60 R

6128 Evoque grey 60x120 R  
6158 Evoque grey 60 x 60 R  
6182 Evoque grey 30 x 60 R

6138 Evoque decor grey 60 x 60 R



# Cement design

60 x 120 R / 60 x 60 R / 30 x 60 R



## Subway



9925 Subway taupe 60x120 R  
\*9835 Subway taupe 60 x 60 R  
\*9786 Subway taupe 30 x 60 R



9924 Subway grey 60x120 R  
\*9834 Subway grey 60 x 60 R  
\*9785 Subway grey 30 x 60 R



9923 Subway light grey 60x120 R  
\*9833 Subway light grey 60 x 60 R  
\*9784 Subway light grey 30 x 60 R



6136 Subway decor Art grey 30 x 60 R



\*9836 Subway print 60 x 60 R



# Cement design

60 x 120 R / 60 x 60 R / 60 x 60 / 30 x 60 R

## District



6150 District beige colored body 60x120 R  
6166 District beige colored body 60 x 60 R  
6190 District beige colored body 30 x 60 R

6151 District grey colored body 60x120 R  
6167 District grey colored body 60 x 60 R  
6191 District grey colored body 30 x 60 R

## Oasis




9929 Oasis grey 60x120 R  
9951 Oasis grey 60 x 60 R  
6017 Oasis grey 30 x 60 R

## Tirol



9928 Tirol grey 60x120 R  
9668 Tirol grey 60 x 60 R  
9070 Tirol grey 60 x 60

## Space



9926 Space beige 60x120 R  
6084 Space beige 60 x 60 R  
9413 Space beige 60 x 60

9927 Space grey 60x120 R  
6085 Space grey 60 x 60 R  
9492 Space grey 60 x 60



# Wood design

60 x 120 R

## Chateau



6129 Chateau natural 60x120 R




6130 Chateau beige 60x120 R



6131 Chateau brown 60x120 R



6134 Chateau decor natural 60x120 R



6132 Chateau decor beige 60x120 R



6133 Chateau decor brown 60x120 R





# Marble design

60 x 120 R / 60 x 60 R / 30 x 60 R

## Arabesque




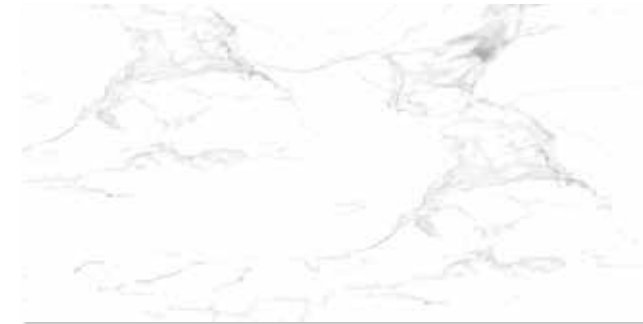
6143 Arabesque white 60x120 R  
6159 Arabesque white 60 x 60 R  
6183 Arabesque white 30 x 60 R

## Cavatino



6147 Cavatino grey 60x120 R  
6164 Cavatino grey 60 x 60 R  
6188 Cavatino grey 30 x 60 R

## Mykonos



9931 Mykonos white 60x120 R  
9550 Mykonos white 60 x 60  
9549 Mykonos white 30 x 60

## Quarry




6144 Quarry white 60x120 R  
6160 Quarry white 60 x 60 R  
6184 Quarry white 30 x 60 R



# Marble design



60 x 120 R / 60 x 60 R / 30 x 60 R

## Orochiaro



6145 Orochiaro white 60x120 R  
6161 Orochiaro white 60 x 60 R  
6185 Orochiaro white 30 x 60 R

## Orobianco



6170 Orobianco white 60x120 R  
6162 Orobianco white 60 x 60 R  
6186 Orobianco white 30 x 60 R

## Merona



6146 Merona beige 60x120 R  
6163 Merona beige 60 x 60 R  
6187 Merona beige 30 x 60 R

## Trieste




9930 Trieste cream 60x120 R  
9498 Trieste cream 60 x 60  
9972 Trieste cream 30 x 60 R



# Marble design

60 x 120 R / 60 x 60 R / 30 x 60 R

## Merletto



6148 Merletto black	60x120 R
6165 Merletto black	60 x 60 R
6189 Merletto black	30 x 60 R



MERLETTO black & OROCHIARO white



ТЕХНИЧЕСКИ СПЕЦИФИКАЦИИ ЗА КЕРАМИЧНИ ПЛОЧКИ						
TECHNICAL SPECIFICATION FOR CERAMIC TILES						
EN 14411:2016						
Характеристики/ Characteristics	Bla Annex G N≥15 cm	Bib Annex H N≥15 cm	BIIa Annex J N≥15 cm	BIib Annex K N≥15 cm	BIII Annex L N≥15 cm	Метод изпитване/ Testing Method
	стена/wall nog/floor	стена/wall nog/floor	nog/floor	nog/floor	стена/wall	EN ISO
<b>A) Размери и качество на повърхността/ Dimensions and surface quality</b>						
A.1 Дължина и широчина / Length and width Отклонение на ср. р-р от проектния р-р / The permissible deviation of the average size from the work size	±0.6% max ±2mm	±0.6% max ±2mm	±0.6% max ±2mm	±0.6% max ±2mm	±0.5% max ±2mm	10545-2
A.2 Дебелини/Thicknesses						
a) Дебелината се посочва от производителя/The thickness shall be specified	a) Декларирана дебелина / Declared thickness					
b) Отклонение на ср. стойност от проектния р-р / The permissible deviation of the average thickness from the work thickness	±5% max ±0.5mm	±5% max ±0.5mm	±5% max ±0.5 mm	±5% max ±0.5 mm	±10% max ±0.5mm	10545-2
A.3 Праволинейност на ръбовете / Straightness of sides	±0.5% max ±1.5mm	±0.5% max ±1.5 mm	±0.5% max ±1.5 mm	±0.5% max ±1.5 mm	±0.3% max ±1.5mm	10545-2
A.4 Правоъгълност / Rectangularity	±0.5% max ±2mm	±0.5% max ±2 mm	±0.5% max ±2 mm	±0.5% max ±2 mm	±0.5% max ±2mm	10545-2
A.5 Равнинност на повърхността/Surface flatness	±0.5% max ±2mm	±0.5% max ±2mm	±0.5% max ±2 mm	±0.5% max ±2 mm	0.5%/-0.3% max +2/-1.5mm	10545-2
a) Огъване в центъра / Centre curvature	±0.5% max ±2mm	±0.5% max ±2 mm	±0.5% max ±2 mm	±0.5% max ±2 mm	0.5%/-0.3% max +2/-1.5mm	10545-2
b) Огъване на ръбовете / Edge curvature	±0.5% max ±2mm	±0.5% max ±2 mm	±0.5% max ±2 mm	±0.5% max ±2 mm	±0.5% max ±2mm	10545-2
c) Изкривяване / Wafrage	±0.5% max ±2mm	±0.5% max ±2 mm	±0.5% max ±2 mm	±0.5% max ±2 mm	±0.5% max ±2mm	10545-2
A.6.Качество на повърхността/Surface quality Плочки без видими дефекти / Tiles with no visible defects	95%	95%	95%	95%	95%	10545-2
<b>B) Физични свойства / Physical properties</b>						
B.1 Водопоглъщаемост, % по маса / Water absorption / % by mass	E≤0.5%	0.5%<E≤3%	3%<E≤6%	6%<E≤10%	Сред. / Average E>10%	10545-3
B.2 Разрушаващо натоварване за(N) / Breaking strength for: a)дебелина≥7.5мм / thickness≥7.5mm b)дебелина<7.5мм / thickness<7.5mm	≥1300 ≥700	≥1100 ≥700	≥1000 ≥600	≥800 ≥500	≥600 ≥200	10545-4
B.3 Якост на огъване или якост на разрушаване, N/mm Flexural tensile strength or modulus of rupture, N/mm	min 35 N/mm <sup>2</sup>	min 30 N/mm <sup>2</sup>	min 22 N/mm <sup>2</sup>	Min 18 N/mm <sup>2</sup>	Деб. / Thickness≥7.5 mm min 12 N/mm <sup>2</sup>	10545-4
	Ег.мин./Individual min32 N/mm <sup>2</sup>	Ег.мин./Individual min27 N/mm <sup>2</sup>	Ег.мин./Individual min 20 N/mm <sup>2</sup>	Ег.мин./Individual min 16 N/mm <sup>2</sup>	Деб./Thickness<7.5 mm min 15 N/mm <sup>2</sup>	10545-4
B.4 Износоустойчивост / Abrasion resistance	max 175 mm <sup>2</sup>	max 175 mm <sup>2</sup>	max 345 mm <sup>2</sup>	max 540 mm <sup>2</sup>	-	10545-6
a) Дълбинна абразия, mm / Deep abrasion mm b) Повърхностна абразия / Surface abrasion	Клас по износоустойчивост и брой цикли, на които издържат / Abrasion class and cycles passed					10545-7
B.5 Коефициент на линейно термично разширение / Coefficient of linear thermal expansion От t на околната среда до 100C / From ambient t to 100C	Декларирана стойност / Declared value					10545-8
B.6 Устойчивост термичен шок / Thermal shock resistance	Да издържат изпитването съгласно EN ISO 10545-1/ Pass according to EN ISO 10545-1					10545-9
B.7 Рисуустойчивост глазуирани плочки* / Crazing resistance glazed tiles*	Да издържат изпитването съгласно EN ISO 10545-1 / Pass according to EN ISO 10545-1					10545-11
B.8 Мразоустойчивост / Frost resistance	Да издържат / Pass	Да издържат / Pass	Декларирана с-м / Decl. value	Декл. с-м / Decl. value	Декл. с-м / Decl.value	10545-12

В.9 Припльзване / Slipperiness		Декларирана стойност / Declared Valued				CEN/TS 16165	
В.10 Якост на сцепление/адхезия, за: / Bond strength, adhesion for: a) цементови лепила/cementitious adhesives b) дисперсни лепила/dispersion adhesives c) лепила от реактивни смоли/reaction resin adhesives		Декларирана стойност/Declared Valued Декларирана стойност/Declared Valued Декларирана стойност/Declared Valued				EN 1200:2007+ A1:2012,4.1w EN 1200:2007+ A1:2012,4.2 EN 1200:2007+ A1:2012,4.3	
В.11 Влажностно разширение, в mm/m/ Moisture expansion, in mm/m		Декларирана стойност/Declared Valued				10545-10	
В.12 Малки разлики в цвѐта, за:/Small color differences, for: a) глазуирани плочки/Glazed tiles b) неглазуирани плочки/Unglazed tiles		ΔEcmc <0.75 ΔE cmc <1.0	ΔEcmc <0.75 ΔE cmc <1.0	Ecmc <0.75 ΔE cmc <1.0	ΔEcmc <0.75 ΔE cmc <1.0	ΔEcmc <0.75 -	10545-16
В.13 Устойчивост на удар, камо:/Impact resistance as: Коефициент на възвратно гвижение/ Coefficient of restitution		Декларирана стойност/Declared Valued				10545-5	
В.14 Реакция на огън/Fire resistance		Клас A1/A1 FL Class A1/A1 FL				-	
В.15 Осезаемост/Tactility		Декларирано описание на повърхността/Declared surface description				CEN/TS 15209	
<b>C) Химични свойства/Chemical properties</b>							
C.1 Устойчивост на образуване на петна, за: /Resistance to staining, for: a) глазуирани плочки/Glazed tiles b) неглазуирани плочки/Unglazed tiles		Минимум клас 3/min class 3 Декларирана стойност/Declared Valued				10545-14	
C.2 Устойчивост на химикали/Resistance to chemicals a) Устойчивост на разтвори на киселини и основи с ниска концентрация/ Resistance to low concentration of acids and alkalis b) Устойчивост на разтвори на киселини и основи с висока концентрация/ Resistance to high concentration of acids and alkalis c) Устойчивост на битови препарати и соли за плувни басейни/Resistance to household chemicals and swimming pool salts		Декларирана стойност/Declared Valued Декларирана стойност/Declared Valued Минимум клас B/min class B				10545-13 10545-13 10545-13	
C.3 Отделяне на опасни вещества/Release of dangerous substances a) Кадмий/Cadmium b) Олово/Lead (mg/dm <sup>2</sup> ) c) Други/Others		Декларирана стойност/Declared Valued Декларирана стойност/Declared Valued Декларирана стойност/Declared Valued				10545-15 10545-15 Който е приложим / As relevant	


\*Някои декоративни ефекти могат да имат склонност към изкривяване. Те трябва да се посчат от производителя, като в този случай изпитването на рисоустойчивост не е приложимо./Certain decorative effects may have a tendency to craze. They are to be identified by the manufacturer, in which case the crazing test is not applicable.


**\*Colour reproduction approximate**


Colour reproduction approximate. The tables with data referred to the content per box and to the packing weight are update at the catalogue printing time; therefore the listed data ca be altered. KAI Group have the exclusive right to modify and replace the components of the system illustrated in this folder, even only partially and with no obligation to give prior notice there of.


**\*Цветовете са възпроизведени приблизително**


Цветовете са възпроизведени приблизително. Таблиците с данни за съдържанието на опаковката и за теглото са актуални към датата на печат на каталога, поради което е възможно да са настъпили промени в съдържанието се в него информация. КАИ Груп си запазва изключителното право да променя и заменя отделни части от илюстрираните в този каталог композиции, включително и само частично, без задължение да предупредява прегварително своите клиенти.


 Floor


 Wall


 Matt


 Glossy


 Special effect


 Porcelain


 Rectified


 Lappato


 Digital Technology

 15x60 and 30x60 rectified sizes can be used in modular combinations if laid with 2 mm joint.

 V<sub>1</sub> Plain colour&design

 V<sub>2</sub> Slight variation of colour&design

 V<sub>3</sub> Medium variation of colour&design

 V<sub>4</sub> Intensive variation of colour&design



## Technical details

---

\*Някои декоративни ефекти могат да имат склонност към изкривяване. Те трябва да се посочат от производителя, като в този случай изпитването на рисоустойчивост не е приложимо./Certain decorative effects may have a tendency to craze. They are to be identified by the manufacturer, in which case the crazing test is not applicable.

### \*Colour reproduction approximate

Colour reproduction approximate. The tables with data referred to the content per box and to the packing weight are update at the catalogue printing time; therefore the listed data ca be altered.

KAI Group have the exclusive right to modify and replace the components of the system illustrated in this folder, even only partially and with no obligation to give prior notice there of.

\*Цветовете са възпроизведени приблизително

Цветовете са възпроизведени приблизително. Таблиците с данни за съдържанието на опаковката и за теглото са актуални към датата на печат на каталога, поради което е възможно да са настъпили промени в съдържанието се в него информация. KAI Груп си запазва изключителното право да променя и заменя отделни части от илюстрованите

в този каталог композиции, включително и само частично, без задължение да предупреждава предварително своите клиенти.

**For more technical / logistic details & certifications**, please refer to our websites <http://www.kai.bg>, [www.ceramica-fiore.com](http://www.ceramica-fiore.com)

or dial 0700 1 444

**За повече технически / логистични детайли и сертификати**, моля посетете нашите сайтове <http://www.kai.bg>, [www.ceramica-fiore.com](http://www.ceramica-fiore.com)

или позвънете на телефон 0700 1 444

Khan Asparuh Jscо  
1 Ahinora str.  
Isperih 7400, BULGARIA  
Phone: (+359 8431) 25 77  
Fax: (+359 8431) 36 13  
web: [www.kai.bg](http://www.kai.bg)

Khan Omurtag Jscо  
5 Slavianska str.  
Sofia 1000, BULGARIA  
Phone: 0700 14 444  
e-mail: [info@kai.bg](mailto:info@kai.bg)

[www.kai.bg](http://www.kai.bg)  
[www.ceramica-fiore.com](http://www.ceramica-fiore.com)

Хан Аспарух АД  
ул. Ахинора 1  
Isperih 7400, BULGARIA  
Телефон: (+359 8431) 25 77  
Факс: (+359 8431) 36 13  
web: [www.kai.bg](http://www.kai.bg)

Хан Омуртаг АД  
ул. Славянска 5  
София 1000, България  
Телефон: 0700 14 444  
имейл: [info@kai.bg](mailto:info@kai.bg)





**KAI**  
GROUP  
WWW.KAI.BG